

RTQ1-XXX


Radio Transmitter Module with crystal oscillator and External Antenna

General description

The RTQ1-XXX is an hybrid circuit that allows to realize a complete radio transmitter adding a coding circuit.

It shows stable electric characteristics thanks to the "Thick film hybrid" technology.

XXX : working frequency (315, 433.92, 868.35 MHz)



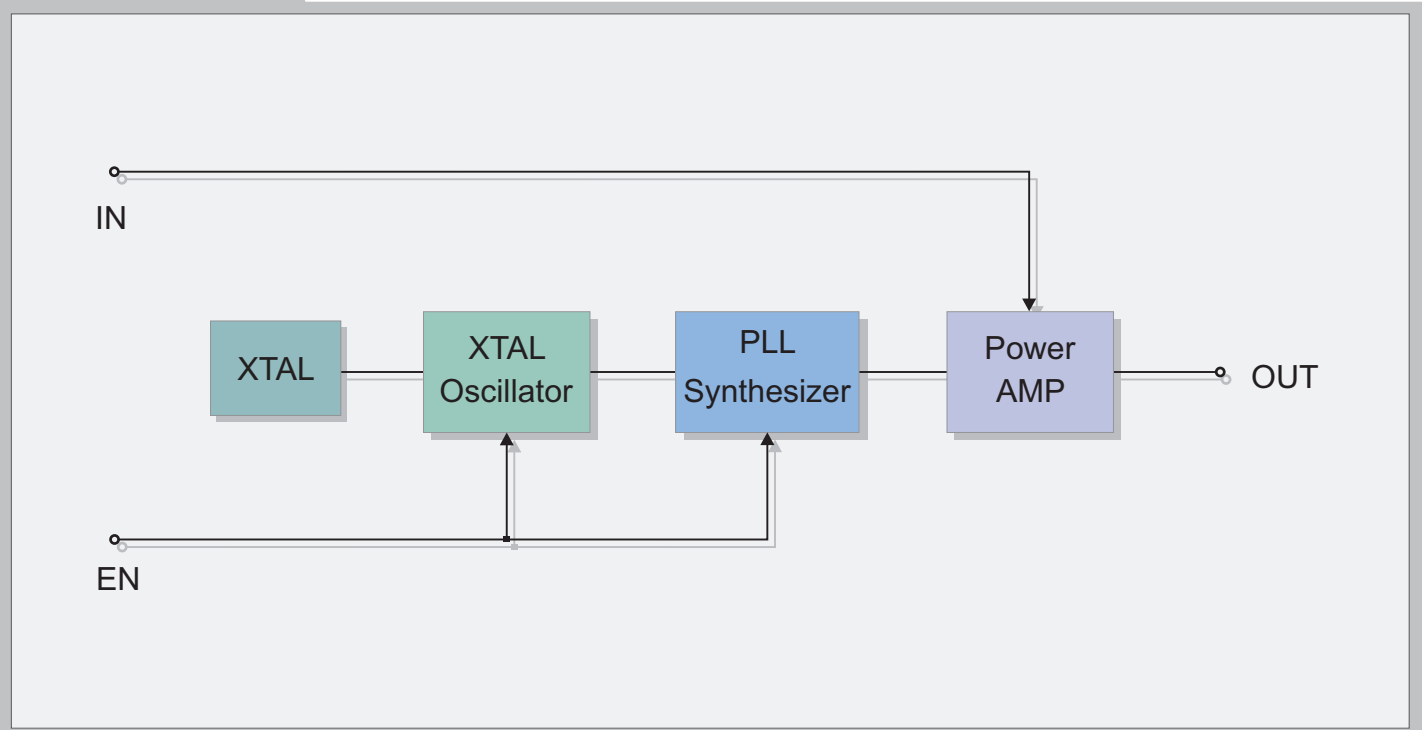
Features

- High Reliability
- DIL Package

Applications

- Wireless security systems
- Car Alarm systems
- Remote gate controls
- Sensor reporting

BLOCK DIAGRAM



Electrical Characteristics

Ta = 25°C unless otherwise specified

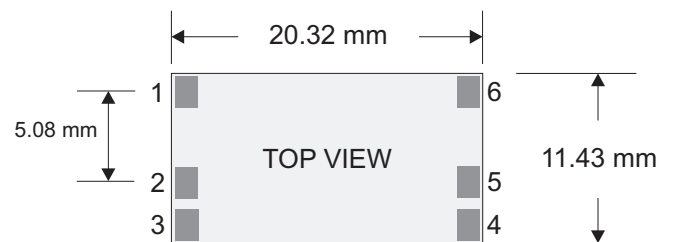
CHARACTERISTICS		MIN	TYP	MAX	UNIT
V _{CC}	Supply Voltage	2.2	3.3	4	VDC
I _S	Operating Supply Current		7	8	mA
I _{STANDBY}	Standby Supply Current (IN = EN = Low)			100	nA
F _W	Working Frequency		315/433.9/868.35		MHz
P _O	RF Output Power into 50Ω (V _{CC} = 3.3V)		+5 / +5 / +1		dBm
	Initial Frequency Accuracy		+/- 35		KHz
	Harmonic Spurious Emission		-50		dBc
V _{IH}	Input High Voltage	1.5		V _{CC}	V
	Max Data Rate			9.6	Kbit/s
	Power-Up Time (EN → full RF)			1	msec
T _{OP}	Operating Temperature Range	-25		+80	°C

EN	IN	STATE
L	L	Power Down Mode
H	H / L	Transmit Mode

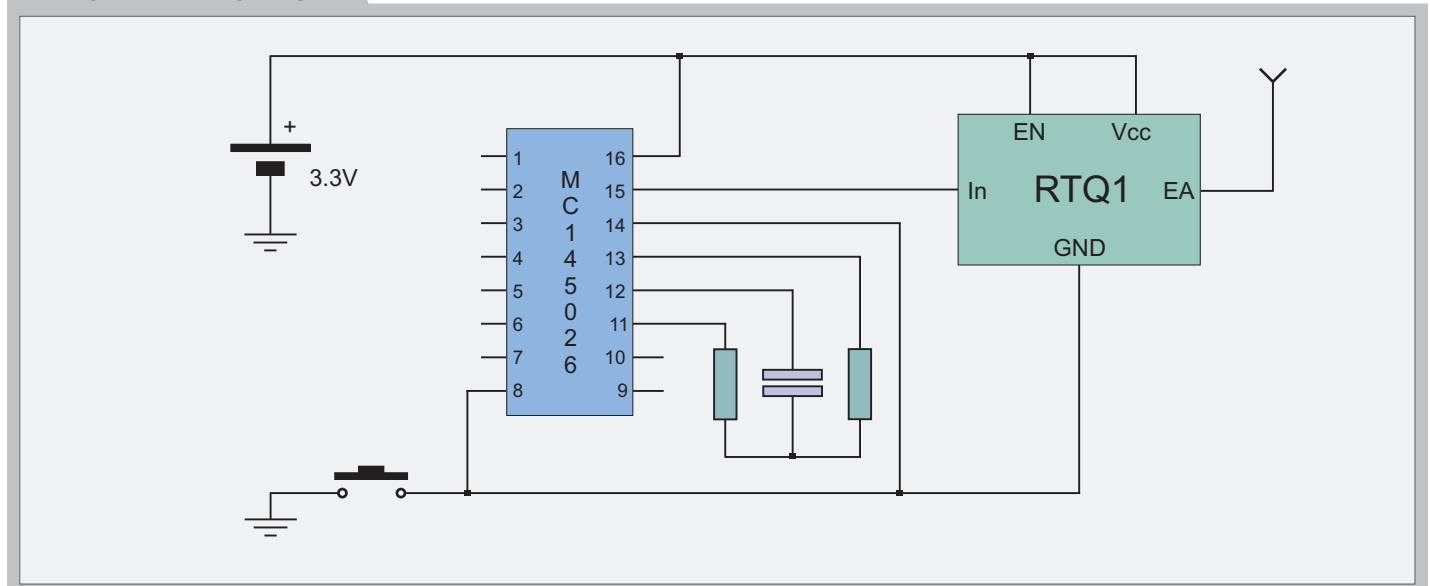
Pin Description

1	EN	Enable	4	V _{CC}	Supply Voltage
2	IN	Data In	5	GND	Ground
3	GND	Ground	6	EA	External Antenna

Mechanical Dimensions



TYPICAL APPLICATION



Telecontrolli Srl has an on going policy to improve the performance and reliability of their products; we therefore reserve the right to make changes without notice. The information contained in our data sheets is believed to be accurate, however we do not assume any liability arising from the application or use of any product or circuit.



Web Site: www.telecontrolli.com

HEAD OFFICE & PLANT

Via Nazionale delle Puglie, 177
80026 CASORIA (NA), Italy
Tel: +39 081 7599033
Fax: +39 081 7596494

SALES OFFICE

sales @ telecontrolli.com